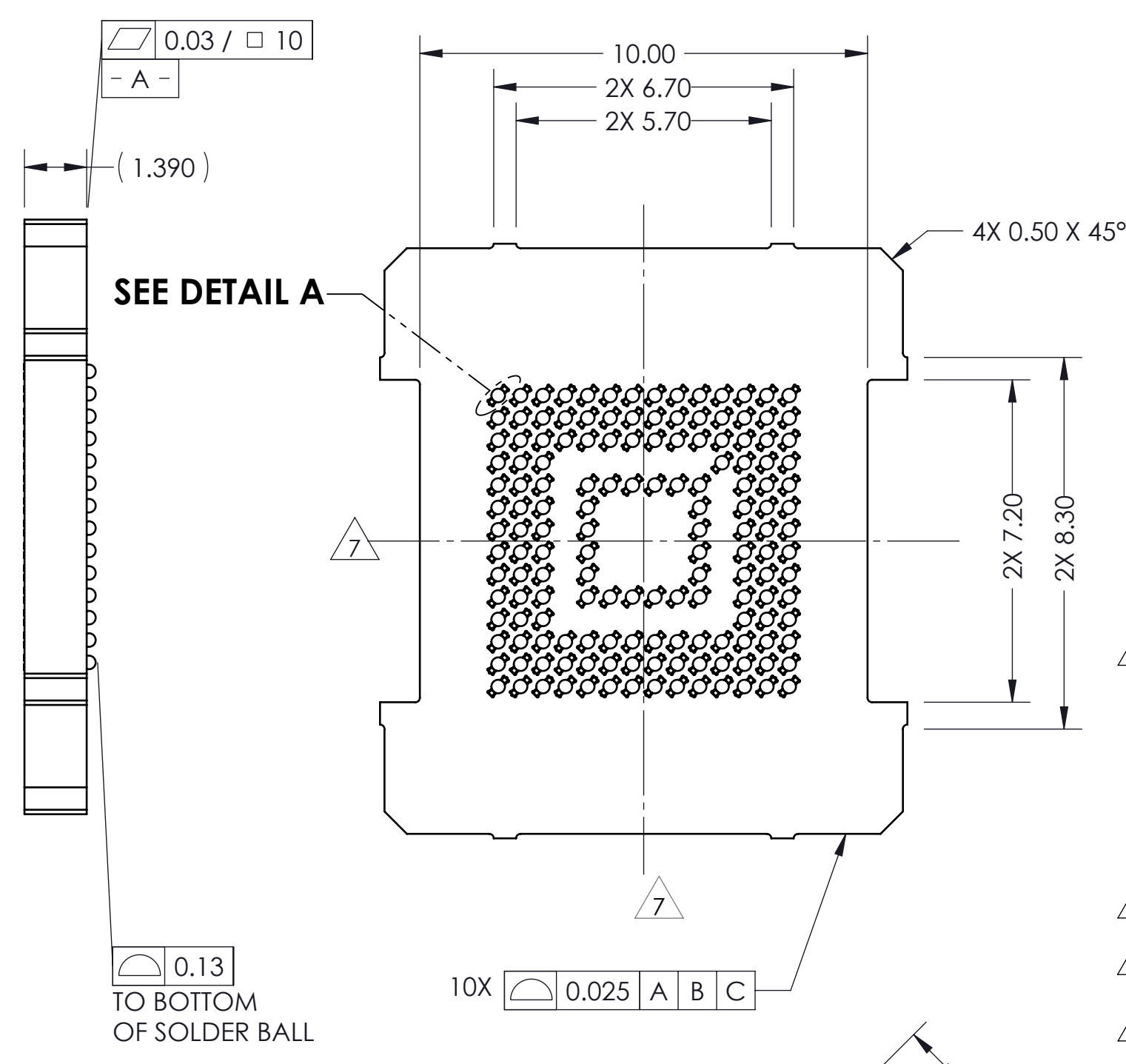
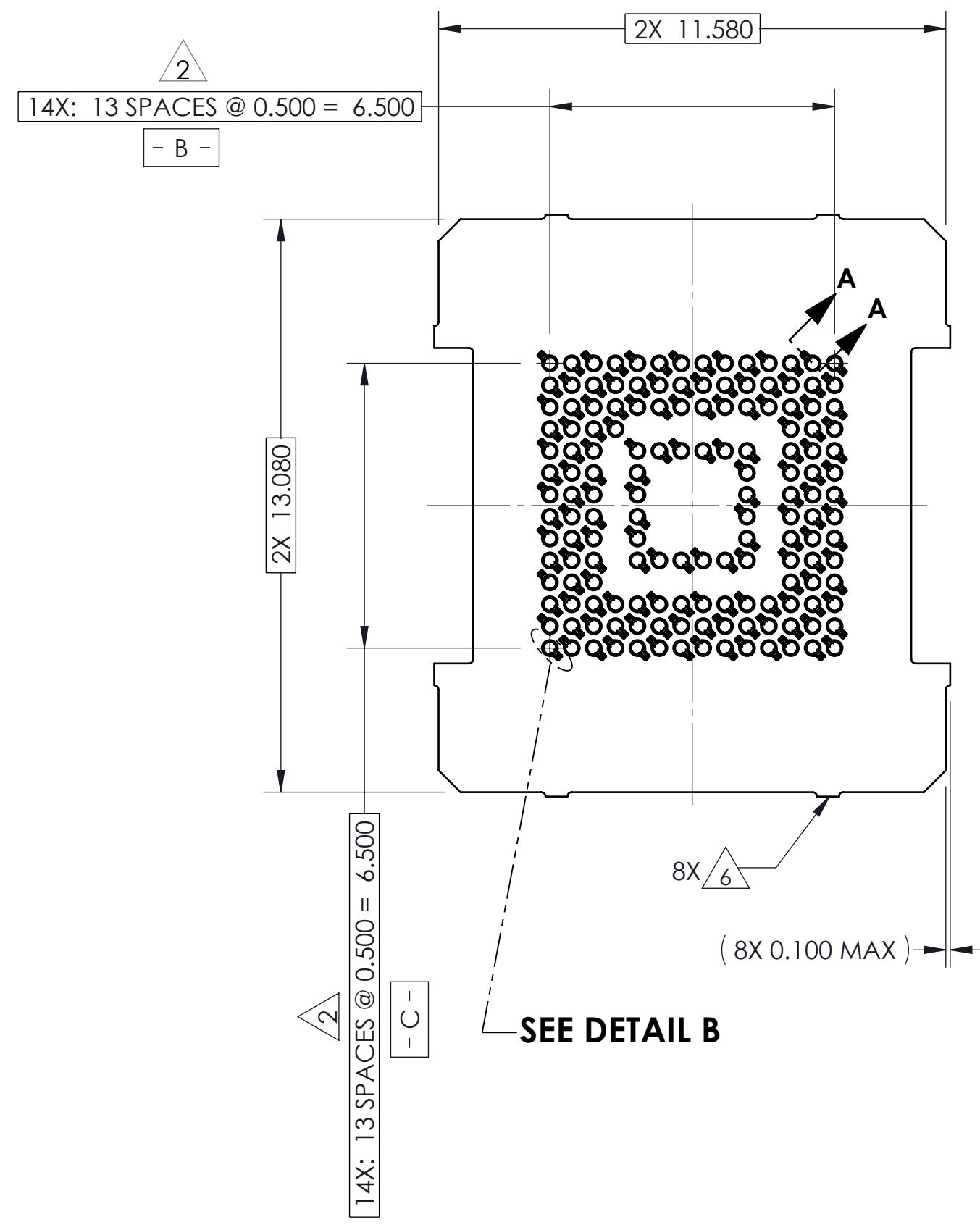
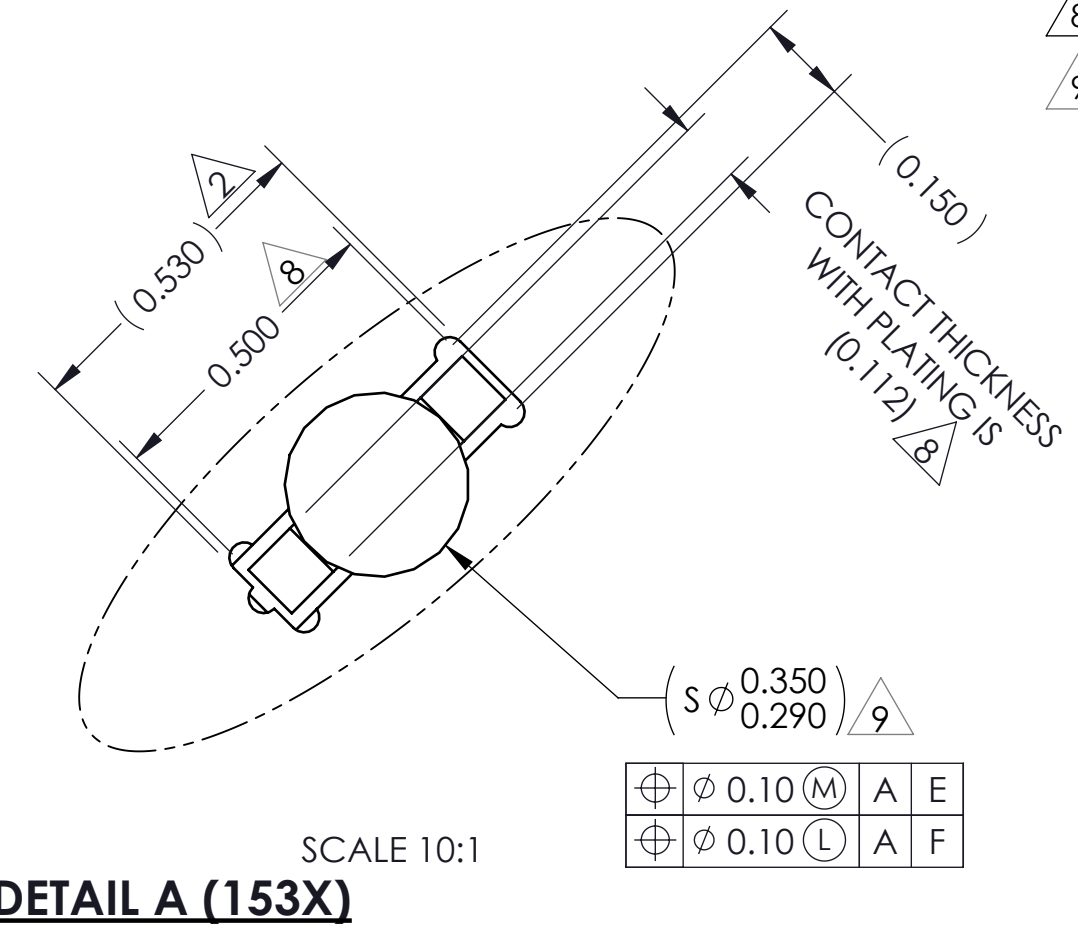
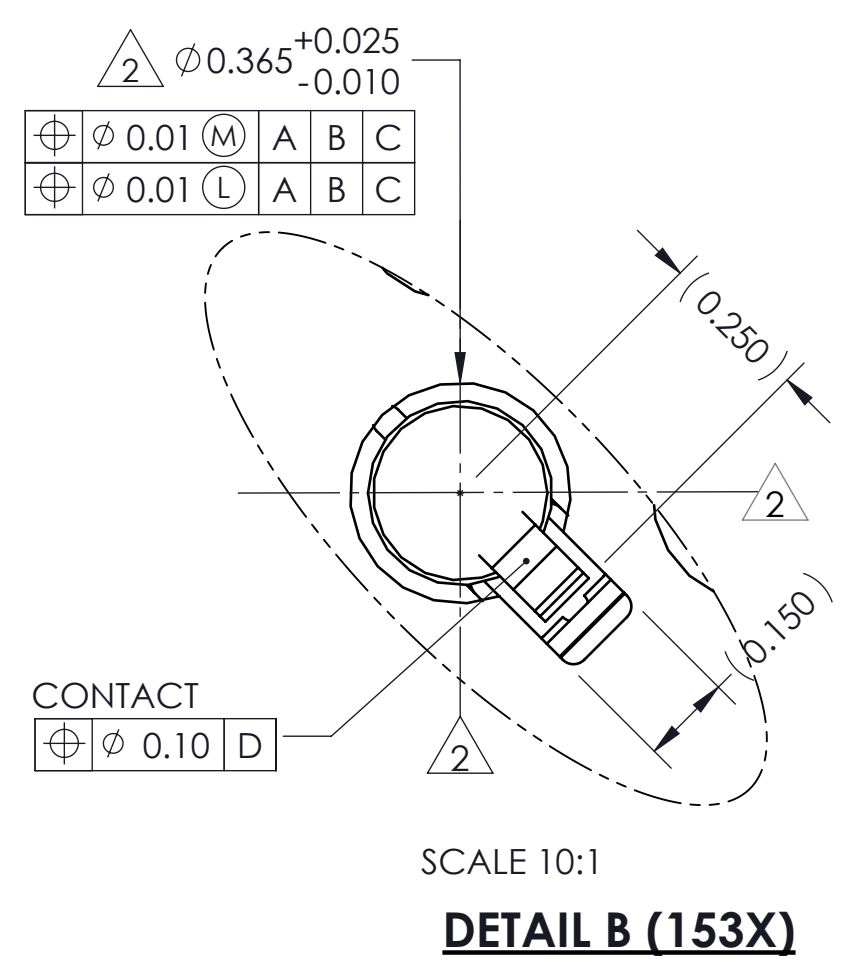
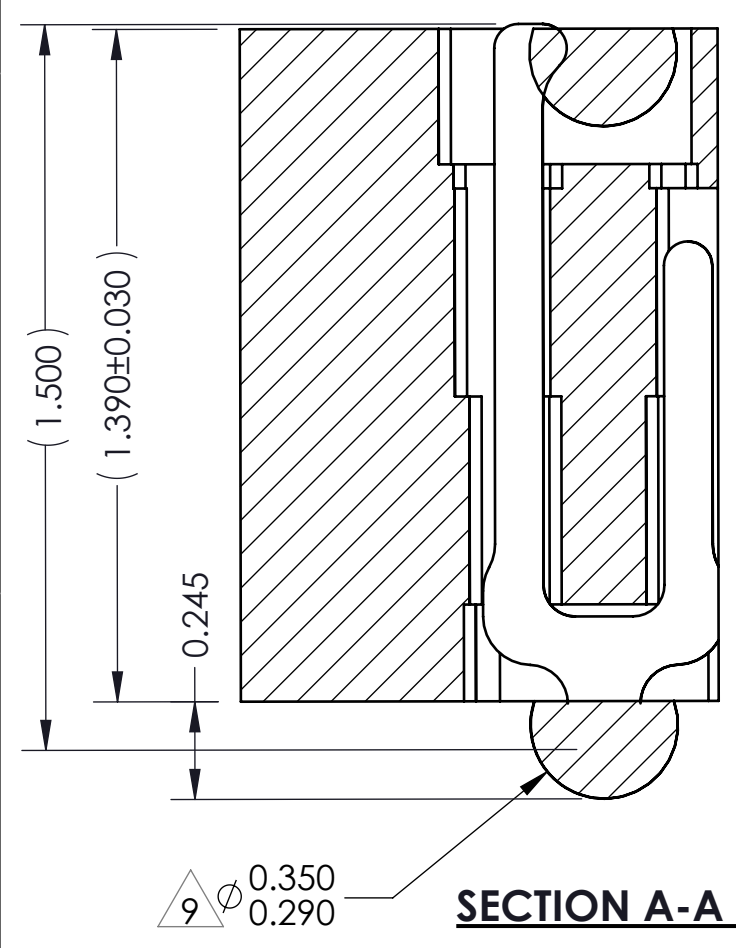


REV	ECO	BY	DESCRIPTION	APV	DATE
A	31309	MP	Initial Design	MP	06/14/13
B	32096	RS	Updated Socket Solder Ball Size	NSJ	08/22/19



- Notes:
- Reference HSI0 Technologies specification 103862-0004 for solder attachment.
 - Dimension locates center of contact/ slot.
 - Reference HSI0 Technologies specification 103863-0001 for application notes.
 - Footprint part number is 104311-0291.
 - Datums **- B -** and **- C -** are determined by $\phi 0.365$ features on corner slots.
 - Tooling marks permitted. Maximum 0.10 protrusion (shown).
 - E -** Center of ball pattern.
 - F -** Center of contact.
 - Eutectic solder balls.

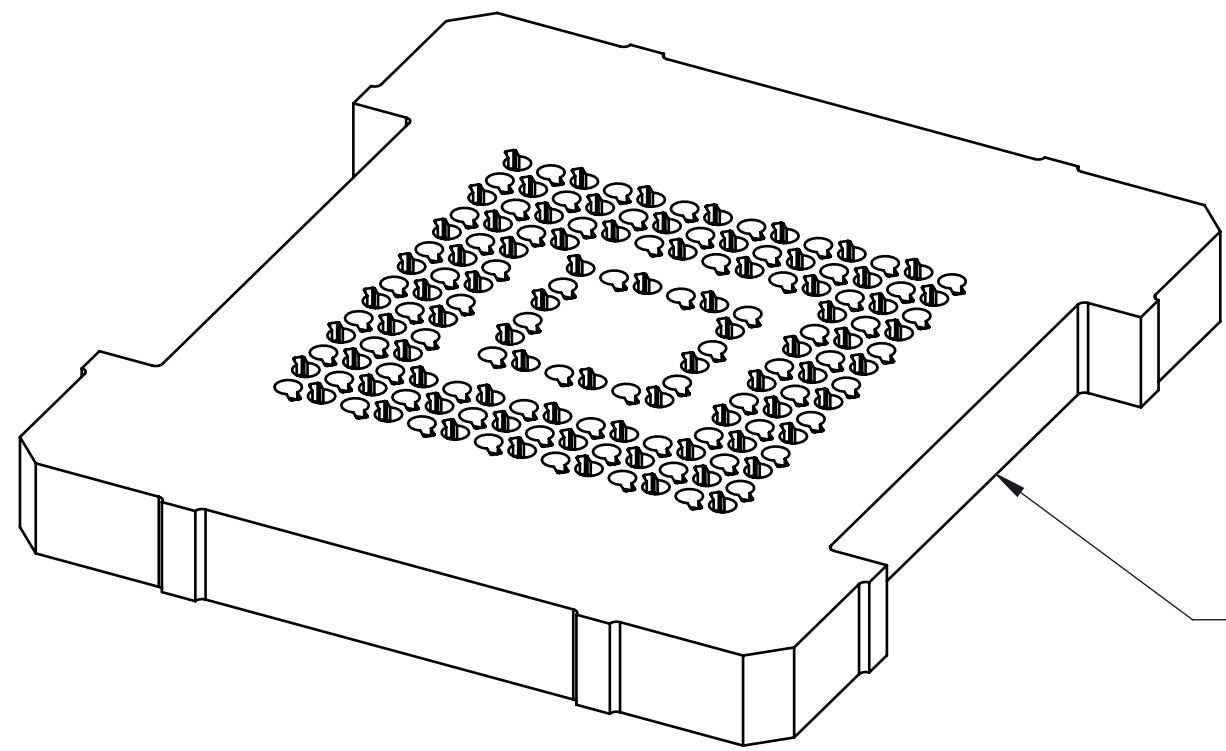


Parts List	
Part Number	Description
107248-0026	CS, 153G4011.5X13-0.50
103864-0128	PRESS, DEVICE INSERT, GRYP 11.5 X 13 (SOLD SEPARATELY)
105900-0004	EXTRACTION TOOL, 4 X 53 (SOLD SEPARATELY)
104553-0220	STEN FLEX, 153G4011.5X13-0.50 (SOLD SEPARATELY)
108639-0003	ALIGNMENT FRAME, G40, 11.5X13.0 (SOLD SEPARATELY)


<p>PROPRIETARY AND CONFIDENTIAL</p> <p>THE INFORMATION CONTAINED IN THIS DRAWING IS THE SOLE PROPERTY OF IRONWOOD ELECTRONICS, INC. ANY REPRODUCTION IN PART OR AS A WHOLE WITHOUT THE WRITTEN PERMISSION OF IRONWOOD ELECTRONICS, INC IS PROHIBITED.</p>	UNLESS OTHERWISE SPECIFIED: DIMENSIONS ARE IN MILLIMETERS TOLERANCES: ANGULAR: ± 1° X.X ±0.25 X.XX ±0.10 X.XXX ±0.050	NAME: MP DATE: 11/28/2019	<p>IRONWOOD ELECTRONICS, INC. 1335 EAGANDALE COURT EAGAN, MINNESOTA 55121 952-229-8200</p> <p>TITLE: SCKT, 153G4011.5X13-0.50 WITH EUTECTIC SOLDER BALLS</p> <p>DWG. NO. 108387-0026</p> <p>REV B</p>
	INTERPRET GEOMETRIC TOLERANCING PER:	CHECKED: MP DATE: 06/14/13	
	MATERIAL: SEE BOM	LEGEND: △ NOTE CALLOUT □ REVISION CHANGE ○ ITEM NUMBER	
	FINISH: DO NOT SCALE DRAWING		

SOCKET FOR DEVICES THAT ARE WITHIN THESE SPECIFICATIONS					
Lead Count	N	153	Package Size	D	11.50
Columns	ND	14		E	13.00
Rows	NE	14	Ball Spacing	D1	13.500
Pitch	e	0.50		E1	13.500
Ball Size	b	0.30±0.05	Encapsulant/ Top Size	D2	n/a
Total Thickness	A	n/a		E2	n/a
Ball Height	A1	0.225 min.	Pattern Style	IRREGULAR*	
Substrate Thickness	A2	n/a	Perimeter Rows	3	
Top Thickness	A3		Center Array	n/a	
Form Tolerances					
Edge	aaa	0.10	Bottom	ddd	0.08
Substrate	bbb	0.10	Position	eee	0.15
top	ccc	0.10	Position	fff	0.05

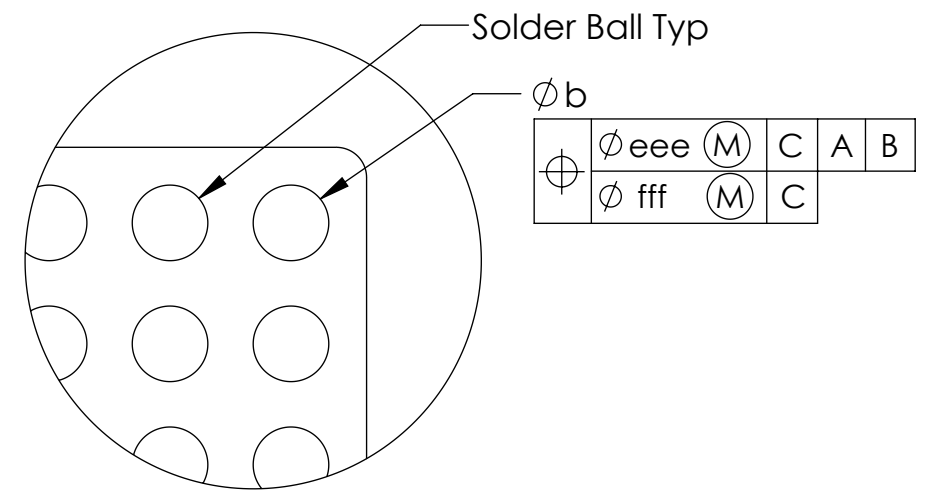
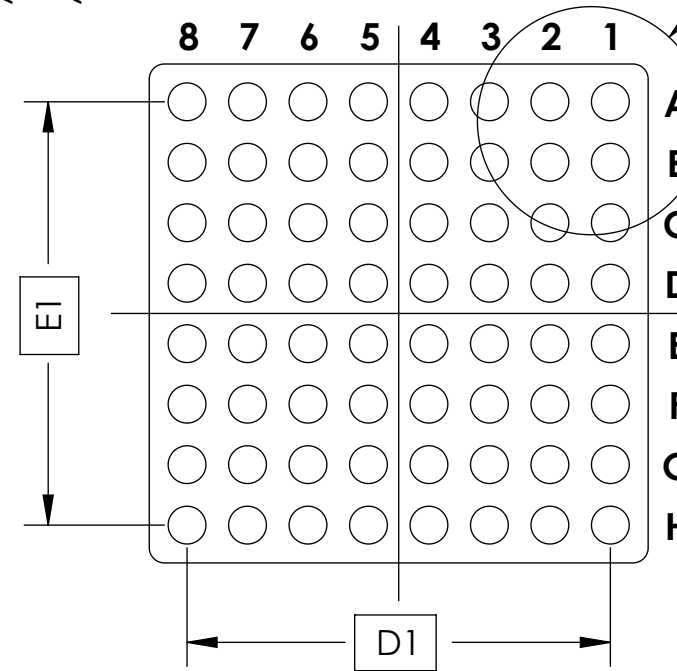
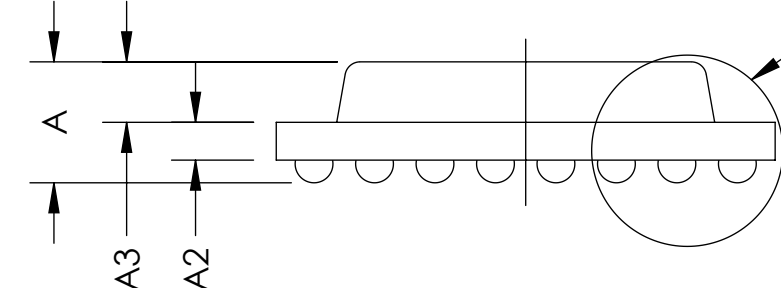
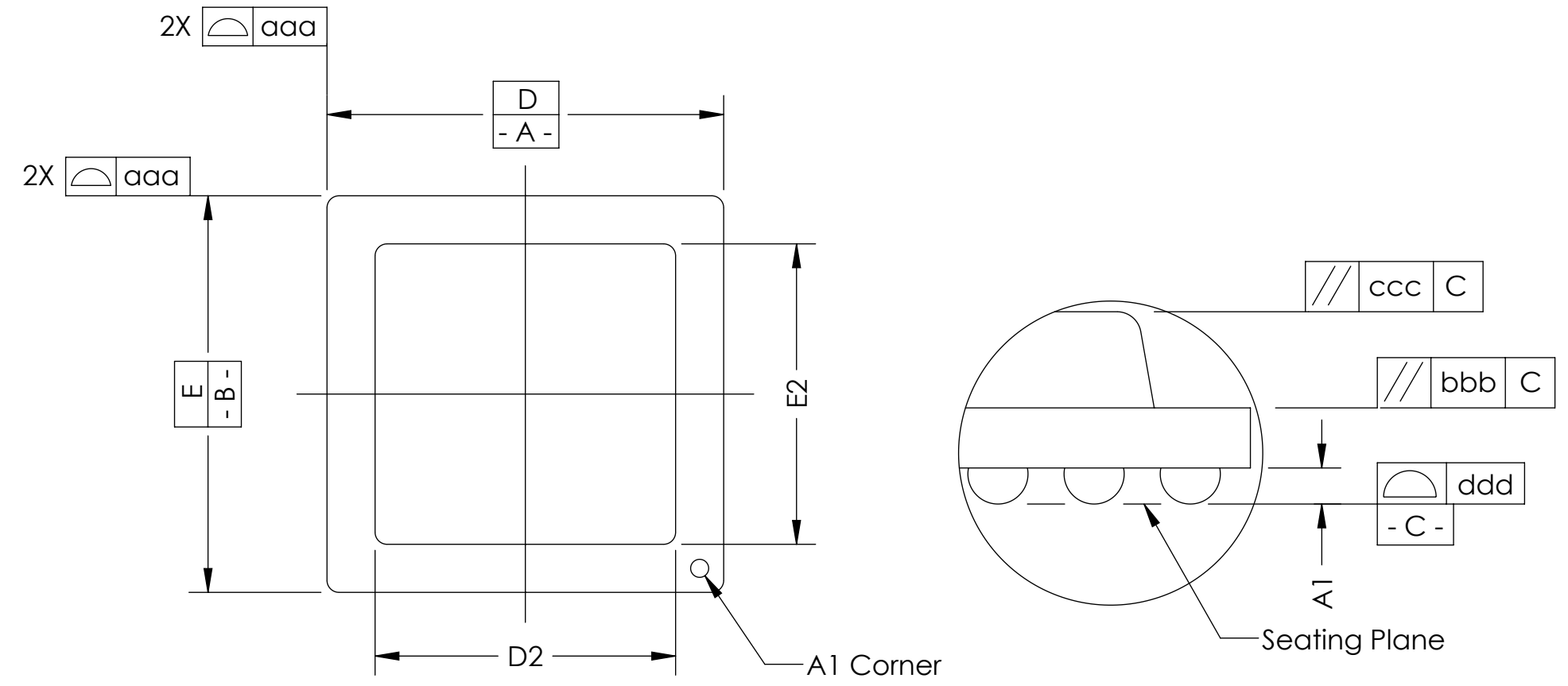
All dimensions are in millimeters.
* See footprint for pattern details.



HOUSING
107247-0026



153X CONTACT



Detail B

Detail A

Generic Representation with Full Grid Array

PROPRIETARY AND CONFIDENTIAL
THE INFORMATION CONTAINED IN THIS DRAWING IS THE SOLE PROPERTY OF IRONWOOD ELECTRONICS, INC. ANY REPRODUCTION IN PART OR AS A WHOLE WITHOUT THE WRITTEN PERMISSION OF IRONWOOD ELECTRONICS, INC IS PROHIBITED.

UNLESS OTHERWISE SPECIFIED:	NAME	DATE	IRONWOOD ELECTRONICS, INC. 1335 EAGANDALE COURT EAGAN, MINNESOTA 55121 952-229-8200
DIMENSIONS ARE IN MILLIMETERS	DRAWN	MP 11/28/2019	
TOLERANCES: ANGULAR: ± 1° X.X ±0.25 X.XX ±0.10 X.XXX ±0.050	CHECKED	MP 06/14/13	

LEGEND:
 △ NOTE CALLOUT
 ◻ REVISION CHANGE
 ○ ITEM NUMBER

108387-0026

TITLE:
SCKT, 153G4011.5X13-0.50
WITH EUTECTIC SOLDER BALLS

DWG. NO. 108387-0026 REV B

SCALE: 5:1 SIZE: C SHEET 2 OF 2